



ABSOLUTE ZERO START-UP

About "Absolute Zero"

This is a fast-paced, deep-storyline game combining the best aspects of action sim gaming and sci-fi plotlines.

The European Mining Coalition's main colony is on the moon of Jupiter they took their name from. It successfully thrived until yesterday, when the aliens erupted from the moon's inner core, destroying the colony's capitol city and killing almost 100,000 people.

Now you, in the guise of the seven different main characters throughout the story, must help the colony fight to survive, find a way to evacuate their families, and finally, exact the ultimate revenge.

You fly and drive your way across varied terrain in seven different vehicles and operate 13 different weapons. You'll attempt to understand an alien race beyond the scope of most imaginations and delve deep into the personalities, not just of the main characters, but also of the colony at large.


In short, you're about to embark on a complex, interesting, exciting game. Enjoy it.

Installation

Double-click on the "Absolute Zero" icon and follow the on-screen instructions. The game supports keyboard, mouse, or joystick control. After installation is complete, be sure to go to the "Visor Controls" area to make your control choices.

Keyboard Controls

These are described on the reverse side of this card. Only the "Default" settings are shown. If you change key sets, or customize any key settings, you must keep track of those changes separately.

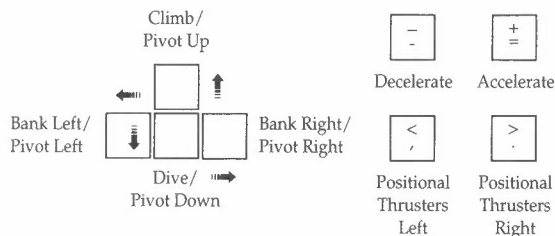


KEY COMMAND OVERVIEW

Movement

Throttle

1	2	3	4	5	6	7	8	9	0
10%	20%	30%	40%	50%	60%	70%	80%	90%	100%



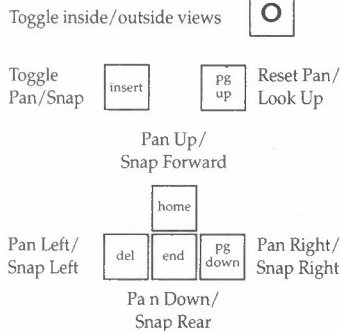
Weapons and Defense

Fire Weapon	space
Change Weapon	W
Erect Force Shell	S
Blackout/Theta Gen	D
Next Target	U
Previous Target	I
Acquire Target	tab

HUD Controls

Compass On/Off	Z
Pitch Ladder On/Off	X
Radar Screens On/Off	C
Toggle Boresight Radar	V
Toggle Topdown Radar	B
Crosshairs On/Off	N
Ground Grid On/Off	G
Ghost Lines On/Off	L
Next Waypoint	' (apostrophe)
Previous Waypoint	; (semicolon)

View Controls



VR Visor

VR Visor On/Off	M	Pause	P
Toggle Left MFD	[(lft bracket	Help Screen	H
Toggle Right MFD] (rt bracket)	Credits Screen	A
Enter VR Tunnel	return	Visor Controls	clear
		Quit	Q

Miscellaneous

NOTE: These keys are for the "Default" key set only.